


# GUIDE

## WELCOME!

Choose your own path. There is no particular route through the Universum® and the exhibits do not build upon another.

Feel free to wander around and explore. The Universum® is mostly barrier-free.




If you have any questions, one of our **SCOUTS** is always close by. Please do not hesitate to ask. They will also assist you in case of an emergency.



### OPENING HOURS

Mon. - Fr.: 9 a.m. - 6 p.m.  
Sat. - Sun.: 10 a.m. - 6 p.m.  
National holidays: 10 a.m. - 6 p.m.




PARKING SPACE (P)

Our annual pass is a gift of 365 days worth of fun and excitement. Talk to us about it! **Our recommendation:** The price of your individual day ticket will be counted on the price of your annual pass.

BRIDGE

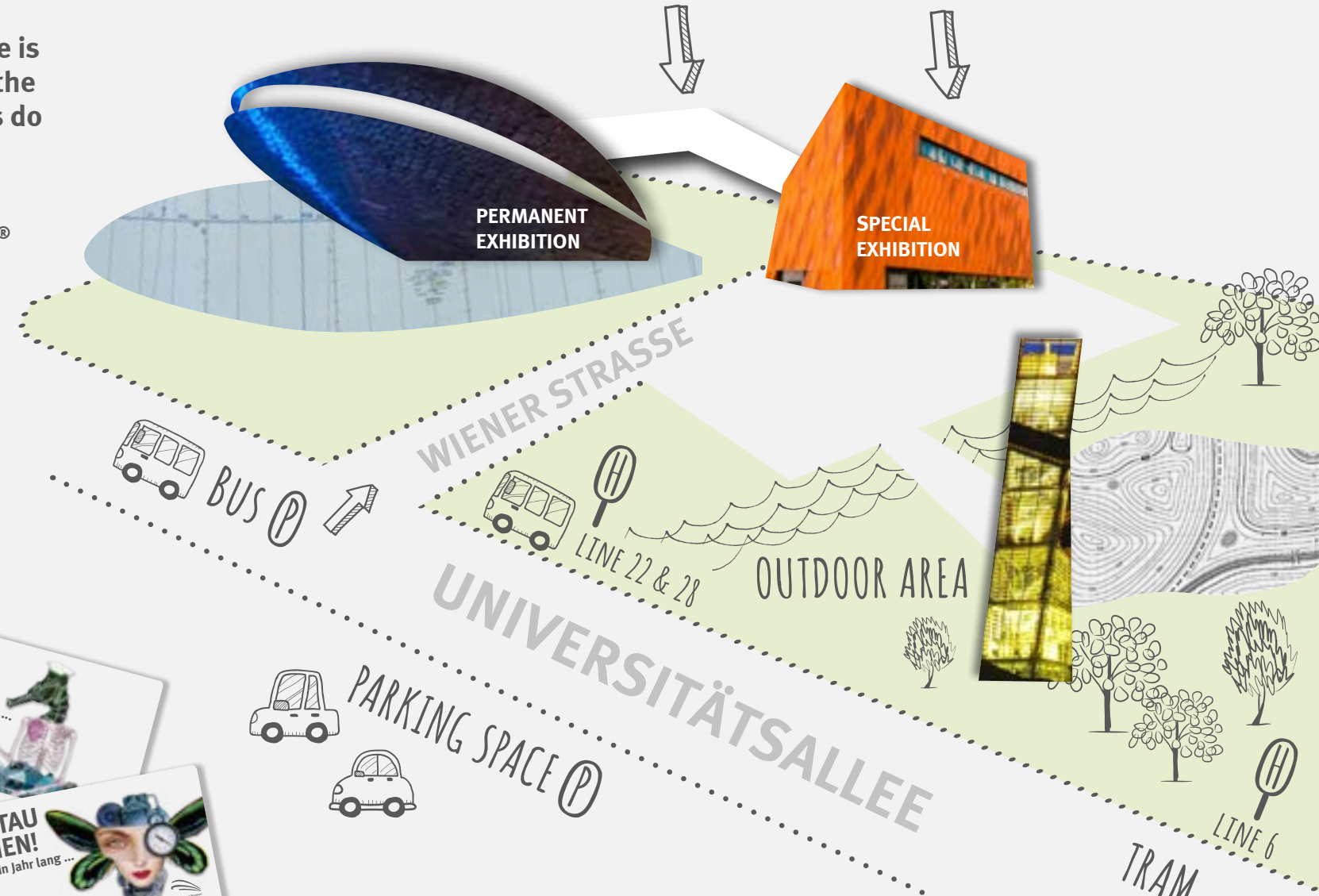
ENTRANCE / EXIT



PERMANENT EXHIBITION



SPECIAL EXHIBITION



# SPECIAL EXHIBITION



## G

- Ticket counter / Foyer
- Shop
- Cloakroom
- Lockers

- Restrooms
- Restaurant KUBUS
- Your feedback

## 1. F

- Special exhibition
- Bridge to the permanent exhibition

In addition to our permanent exhibition, we hold frequently changing special exhibitions.

Please consider that there are times we can not offer a special exhibition.

# PERMANENT EXHIBITION



## G

- Restrooms
- Café
- Children's area (3-8 years) "Milchstraße"
- Room: "Universaal" (Science shows)
- Room: "Technikstudio"
- Science lounge

## 1. F

### Technology

- Bridge to the permanent exhibition



Muscle control




Marble run



Composing table

## 2. F


### Humans



Crooked room



Teamplay



Recollections


## 3. F

### Nature

Room: "Forscheratelier"



Plasma ball



Shiny beetle



Earthquake sofa

# OUTDOOR AREA



"Turm der Lüfte"

- Forum (Open air science shows)

Research under the open sky!

Our vast outdoor area is open throughout the year. Please keep in mind that the park might be partially accessible dependent on weather conditions.



Universum® Bremen